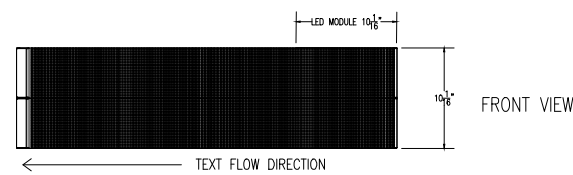
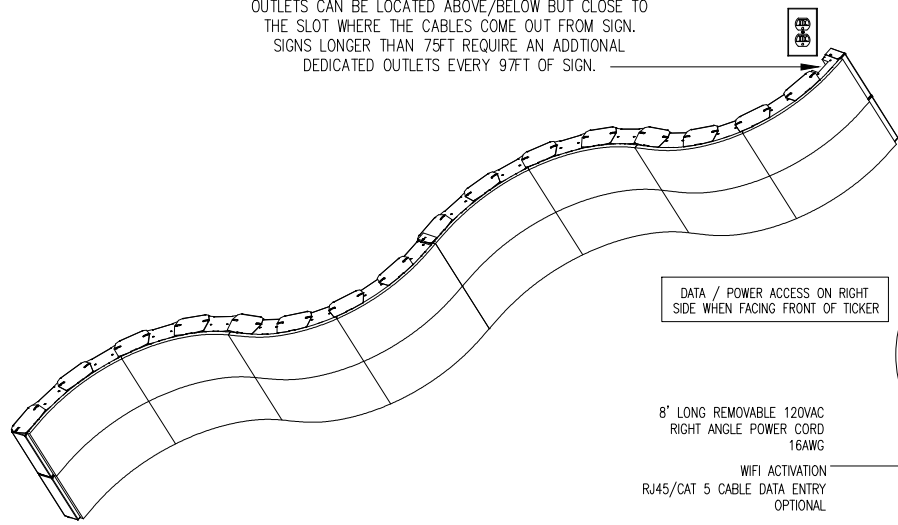
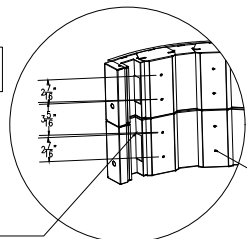


# 64H PIXEL 4MM FLEXIBLE CABINET LED DISPLAY

POWER OUTLET LOCATION  
 OUTLETS CAN BE LOCATED ABOVE/BELOW BUT CLOSE TO  
 THE SLOT WHERE THE CABLES COME OUT FROM SIGN.  
 SIGNS LONGER THAN 75FT REQUIRE AN ADDITIONAL  
 DEDICATED OUTLETS EVERY 9.7FT OF SIGN.



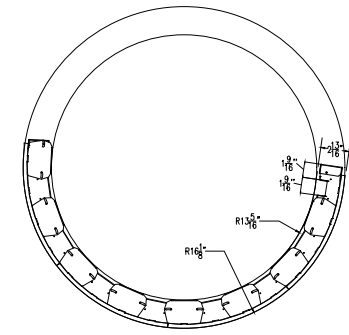
DATA / POWER ACCESS ON RIGHT  
 SIDE WHEN FACING FRONT OF TICKER



8' LONG REMOVABLE 120VAC  
 RIGHT ANGLE POWER CORD  
 16AWG  
 WIFI ACTIVATION  
 RJ45/CAT 5 CABLE DATA ENTRY  
 OPTIONAL


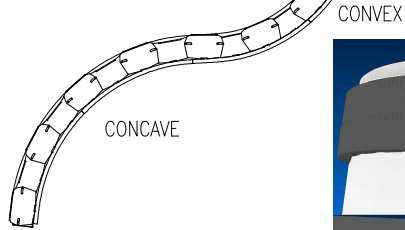
EACH SECTION IS LABELED A1 , A2 , A3 ... SHOULD BE  
 INSTALLED FOLLOWING THE SEQUENCE STARTING FROM THE  
 RIGHT FACING FRONT

BEGINNING OF DISPLAY



## SPECIFICATIONS:

- PIXEL PITCH : .16" (4MM)
- COLOR: RGB (FULL COLOR)
- CHARACTER HEIGHT: 10.06 INCH (64H)
- ELECTRICAL REQUIREMENTS: 120VAC-220VAC/SINGLE PHASE  
 MANUALLY SWITCHED  
 @ 120 VAC INDOOR - 17.5 WATTS/FT  
 POWER INPUT: POWER CORD
- DATA: XPICO WIFI OR ETHERNET
- CHASSIS METAL & FINISH: STEEL WITH BLACK POWDER COAT
- SIGN MOUNTING: WALL MOUNT
- WEIGHT : 6.8 LBS/FT
- MINIMUM RADIUS : 2.5 FT FOR CONCAVE AND CONVEX



COMPANY _____	TITLE _____	
SIGNED _____	DATE _____	
PROJECT RISETICKER SHOP DRAWING		
TITLE FLEX LED TICKER DISPLAY (64 PIXEL-4MM)		
DRAWING NO RISETICKER-644-FLEX		
SCALE : 1 / 1	DRAWN BY: JHW	DATE : 3 / 3 / 23