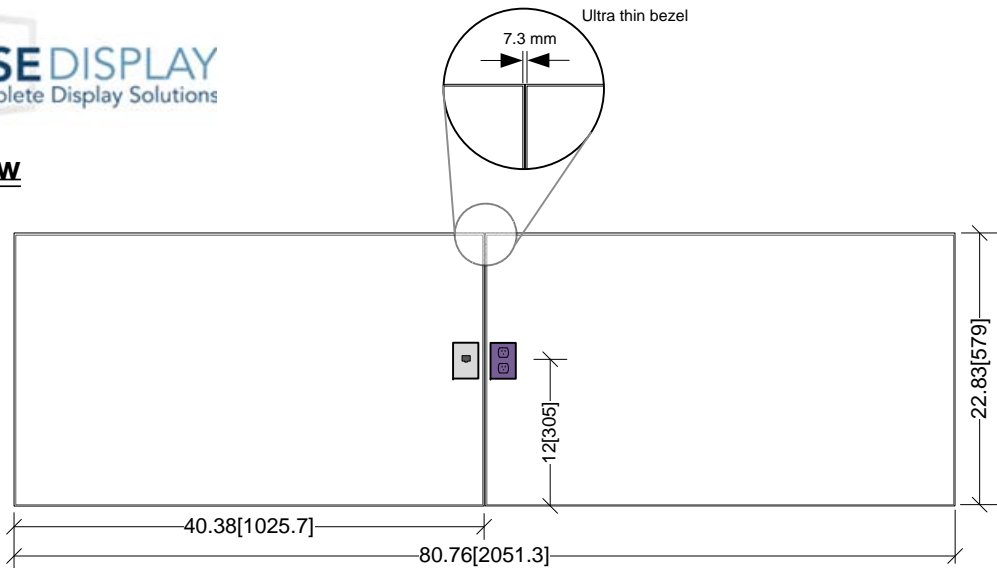


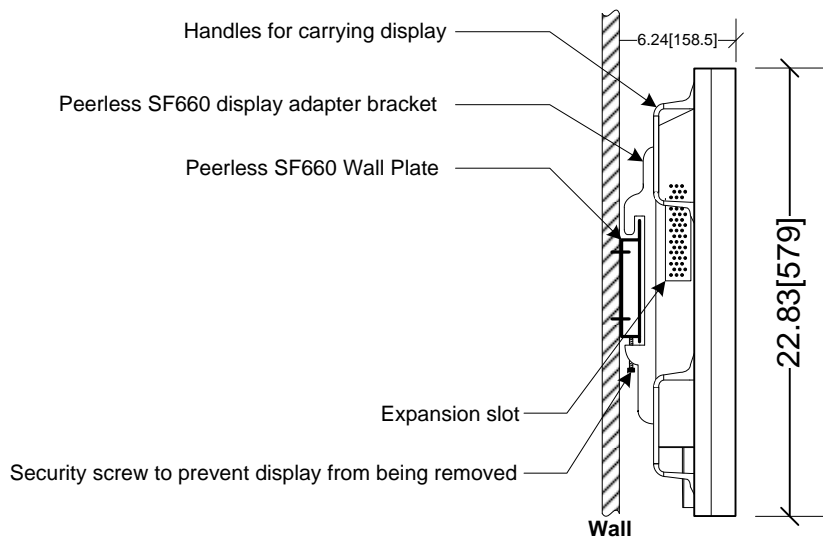


### Front View



-  Duplex outlet (provided by others)
-  Cable for video signal. Type to be determined (provided by others)

### Side View



All dimensions shown in Inches[mm]

### LCD Display (specifications are per display)

- Weight 65 lbs
- Dimensions 40.38[1025.7](w) x 22.83[579.8](h) x 5.04[128.1](d)
- Dim. w/ mount 40.38[1025.7](w) x 22.83[579.8](h) x 6.24[158.5](d)
- Power 3.6 – 1.45 A @ 100-240VAC, 50/60Hz
- Resolution 1360 x 768 (native)
- Contrast Ratio 3000:1
- Operating Temp 5° to 40° C
- Brightness 500 cd/m<sup>2</sup> (typ)

### Wall Mount (specifications are per mount)

- Peerless SF660 – one required per display
- Maximum Load Capacity 200 lbs
- Dimensions 34.12[867](w) x 9.15[232](h) x 1.2[32] (d)
- Weight 7lbs

### Optional Accessories

- LCD display alarm (one per display)
- 7 outlet surge suppressor.

### Provided by Others (NOT the responsibility of Rise Display)

- Confirm supporting structure can support the weight of the displays
- Install high and low voltage per drawing
- If applicable, ensure displays, when installed conform to the American Disabilities Act (ADA)
- If applicable, ensure displays, when installed conform to any building codes, city or state regulations
- 4[101.6] minimum gap around displays required if displays are recessed
- .75[19.1] minimum distance required between top of display and ceiling

By signing below you are acknowledging that you have reviewed all the information enclosed and agree that it is accurate. Lead time will not start until approved drawings have been received.

<b>Rise Display</b>		<b>Shawnee, KS 66227</b>
Drawing:	<b>2x1 NEC X461UN</b>	Project:

Name: \_\_\_\_\_

Date: \_\_\_\_\_ Company: \_\_\_\_\_

Signature: \_\_\_\_\_