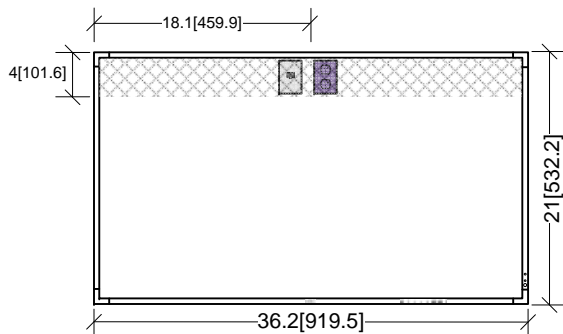
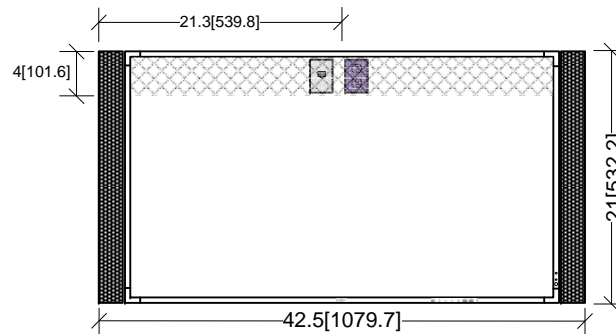


Front View

No Speakers



With Optional Speakers



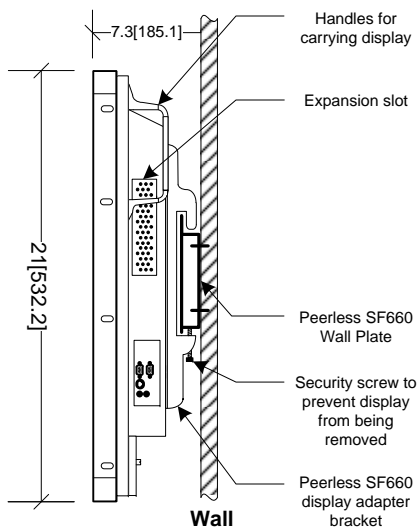
Duplex outlet (provided by others)

¹One (1) shielded CAT5 (provided by others) – refer to “VGA to CAT5 Broadcast System.pdf”

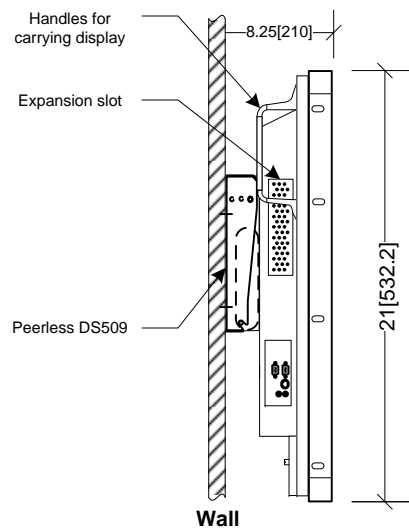
²One (1) RJ45 (provided by others) for network communication

Side View

¹Low Profile Flat Wall Mount



²Flat Wall Mount with Mini Engine



LCD Display (specifications are per display)

- Weight 52.9 lbs
- Dimensions 36.2[919.5](w) x 21[532.2](h) x 5.5[140](d)
- W/ optional speakers 42.5[1079.7](w) x 21[532.2](h) x 6.6[167.6](d)
- Power 3.5 – 1.45 A @ 100-240VAC, 50/60Hz
- Resolution 1920x1080 (native)
- Contrast Ratio 3000:1
- Operating Temp 5° to 40° C
- Brightness 500 cd/m² (typ)

Wall Mount (specifications are per mount)

- ¹Peerless SF660 – one required per display
 - Maximum Load Capacity 200 lbs
 - Dimensions 34.12[867](w) x 9.15[232](h) x 1.8[45.7] (d)
 - Weight 7 lbs
- ²Peerless DS509 – one required per display
 - Maximum Load Capacity 200 lbs
 - Dimensions 18.27[464](w) x 10.27[261](h) x 2.75[70] (d)
 - Weight 13 lbs

Optional Accessories

- LCD display alarm (one per display)
- 7 outlet surge suppressor.
- Minicom receiver (long or short range) for display expansion slot
- Optional PC for display expansion slot.
- Side mountable speakers
- 3M DST Touch, for Interactive content

Provided by Others (NOT the responsibility of Rise Display)

- Confirm supporting structure can support the weight of the displays
- Install high and low voltage per drawing
- If applicable, ensure displays, when installed conform to the American Disabilities Act (ADA)
- If applicable, ensure displays, when installed conform to any building codes, city or state regulations
- 4[101.6] minimum gap around displays required if displays are recessed
- .75[19.1] minimum distance required between top of display and ceiling

All dimensions shown in Inches[mm]

By signing below you are acknowledging that you have reviewed all the information enclosed and agree that it is accurate. Lead time will not start until approved drawings have been received.

Rise Display Shawnee, KS 66227

Drawing: P401 Project:

Name: _____

Date: _____ Company: _____

Signature: _____